




Bariatric • Long-Term • Dialysis • Acute

2500KL
Digital Wheelchair Scale



- Capacity: 1000 lb / 454 kg
- Resolution: 0.2 lb / 0.1 kg
- Connectivity via USB and Serial Ports
- 3/4" LCD display, with 180° swivel for ease of viewing
- Functions: LB / KG Conversion, LB / KG lock out, Body Mass Index (BMI), Zero Out / Tare, Hold / Release, Reweigh, Auto Zero, Auto Off
- Digital Load Cells / No recalibration needed
- Platform Size: 29-1/4" (w) x 28-1/4" (d)
- Ramp Size: 28-1/4" (w) x 9-7/8" (d) secondary ramp optional (B2500RAMP)
- (2) Wheels for ease of movement
- 120V adapter included, 6 D-cell batteries (not included)
- 3 Year Limited Warranty

 2500KL: Reduced or minimum foam in packaging / recyclable cardboard packaging.



2500KL Display



Model	Master Pack	Shipping Dims. (L x W x H) / Cube	Weight (LB)	UPC Code
2500KL	1	33.25" x 40.75" x 10.5" / 8.23	90 lb	892076002275